



STAYING CONNECTED



MESSAGE FROM MRS LAVELLE

Friday 17th April 2020

I hope you all had a lovely Easter Weekend and didn't eat too much chocolate! We have absolutely loved seeing all of your brilliant egg decorating ideas and these are included later in our newsletter. You also inspired my own two children to get involved! The standard was so high this year that I just couldn't decide on the winners! Therefore, anyone who has sent a photo of their egg to teachers or the Facebook page will be able to choose something from my prize box when we return to school. Well done everyone! (I've tried to include them all but if your egg is not included, please send again to your Class Teacher and I will make sure it is in the next newsletter).

Teachers have been busy this week planning home learning activities which will start on Monday 20th April. These will be sent out at the beginning of each week and there will be set English and Maths tasks to complete plus a choice of Topic activities. We are very aware that it is not as easy to learn at home as it is in school so we will not be sending out too much work. We are going to attempt to cover some new curriculum so please let us know how this is going, particularly in Maths. The White Rose Maths home learning videos should explain clearly the main concepts being taught so hopefully you will find these helpful. At the end of next week teachers will ask for your feedback about the tasks for the week- what has worked well plus any issues, particularly in terms of quantity. We can then use this feedback to further improve our home learning approach.

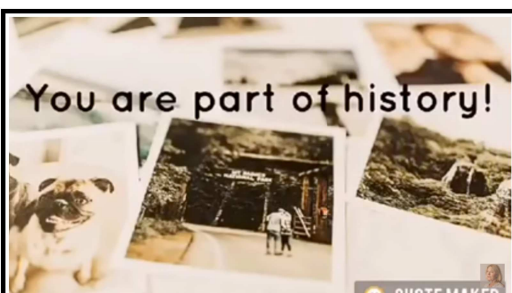
As a parent myself, I am experiencing the challenges of supporting my children with home learning whilst also try to cover my own work responsibilities! Parents, please do not put too much pressure on yourselves or your children and tackle home learning in the way that works best for you. I would advise wherever possible to have some routine to the day from next week with some work tasks completed each

day but, wherever you can, also take time to relax with your children and enjoy fun, creative and outdoor activities together.

You may have seen the video below but I thought it was a very positive message for the time we are currently experiencing.

The History of 2020- Somewhere Over the Rainbow

<https://www.youtube.com/watch?v=3xtscd0S5iQ>



Please look after each other, stay safe and keep in touch with us. Remember, you can contact school on any weekday from 9am to 3.30pm if you need any support either via Class Dojo or by contacting school

on 4102599. I am also checking emails every day so please get in touch that way if you prefer info@oustonprimary.org.uk. With regards to home learning, if you are unable to use Class Dojo and/or the online resources please contact us and we will put together a pack of work that can be collected from the school office. Do also contact us if your child is struggling with any aspect of the work set- your child's Class Teacher will be able to help.

We are missing being together as a school family but will have lots to catch up on and experiences to share when we are back together again.

Best Wishes,

Mrs Lavelle



CHILDREN IN SCHOOL

We have been so impressed by the children of key workers who have been coming into school. They have been working on their class work packs in the mornings and then on a range of fun, creative and outdoor activities in the afternoons. They have been so positive and enthusiastic throughout and their parents/carers should be very proud of them. Below are some examples of things they have been doing.

Our staff team have also been brilliant in adapting to this new way of working and ensuring that these children are well looked after and enjoy their time in school.



Making picture frames from natural materials collected outside



Making Planet Mobiles



Evan (Year 2)



Jack (nursery)



Ava (Year 4)



Molly (Year 2)



Rosie (Year 2)

MORE FOREST SCHOOL IDEAS

Here is another Forest School idea from Mrs Newman:

Celtic Circle



Resources: Objects found during daily walk or in gardens

Nature has inspired people all over the world for thousands of years. Some artists use natural materials to make pieces of ephemeral (temporary) art.

Tell your child/children that you are going to work together to make a beautiful piece of art, in the style of Andy Goldsworthy (you could look him up), made entirely from things you can collect- stones, fallen leaves, sticks, pine cones etc. Grass cuttings if you've just mown the lawn will work too!



Depending on the size of your collection, start with an object in the middle then create circles around it, using the photo above as an example.

If you are unable to collect enough natural items, add in items from around the house; pens/pencils, lego bricks etc.

You could also try making faces, animals and other shapes. Be creative!

Do send any photos of your art work to Class Teachers and I'll add these to future newsletters.

Animal Picture Hunt

Logan in Year 5 came up with his own Forest School Activity! He printed some animal pictures with facts and tasks, laminated them and put them up around Ouston field for children to find on their daily walks. A lovely idea- well done Logan!



EGG DECORATING COMPETITION

As always, we have been amazed by your creative talents- a fantastic effort everyone!

Nursery



Jude



Callie

Reception



Neave



Sophie



Ella



Ellie B



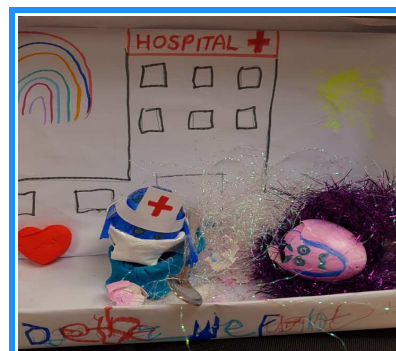
Max



Imogen




Frazier



Luke T

Year 1



Daniel



Bailey



Amelia



Chloe




Holly



Evie

Year 2



Rosie



Molly



Emmy (Y2) and Charlotte (Y6)



Danika



Lily




Evan



Lyla



Isla C



Harley-Joe




James Mc



Joey




Freya



Charlie T

Year 3



Egg Sheeran, Emma B



Stay Home, Stay Safe,
Miley A




Eggdangered Species,
by Emilia-Paige



Ninja Egg, by Jacob C



After The Storm,
by Rosie M



Howard the cat,
by Max

Year 4



Ellen



Ava



Phoebe



Molly



Poppy

Year 5



Ben L




Daisy



Chloe



Alyssa



Riley


Year 6



Camouflage Egg, Ewan



Lauren



Poppy



Alex



Charlotte (Year 6) and Emmy (Year 2)